



## Maths Planning w/c 8-2-21

### Growing 6, 7, 8! – Week 3

Day	Input	Activity										
<p><b>Monday</b> 8-2-21</p>	<p>Session 1 – Video Comparing Height <a href="https://whiterosemaths.com/homelearning/early-years/growing-6-7-8-week-3/">https://whiterosemaths.com/homelearning/early-years/growing-6-7-8-week-3/</a></p>	<p>Session 1 – Activity <a href="https://wrm-13b48.kxcdn.com/wp-content/uploads/2021/01/PDF-Growing-6-7-8-Session-1-Comparing-Height.pdf">https://wrm-13b48.kxcdn.com/wp-content/uploads/2021/01/PDF-Growing-6-7-8-Session-1-Comparing-Height.pdf</a></p> <div style="border: 2px solid #003366; padding: 10px;"> <div style="text-align: right; font-weight: bold; color: white; font-size: 1.2em;">#MathsEveryoneCan</div> <p style="text-align: center;">Roll the dice. Collect the corresponding number of cubes and build a tower. Now build a tower that is taller and a tower that is shorter.</p> <div style="display: flex; justify-content: space-around;">  <table border="1" style="border-collapse: collapse; text-align: center;"> <thead> <tr> <th colspan="2" style="background-color: #e6f2ff;">Key vocabulary</th> </tr> </thead> <tbody> <tr> <td>short</td> <td>shorter</td> </tr> <tr> <td>tall</td> <td>taller</td> </tr> <tr> <td>shortest</td> <td>tallest</td> </tr> <tr> <td>more</td> <td>fewer</td> </tr> </tbody> </table> </div> <p style="text-align: center;">Roll the dice and have another go. What do you notice? Can you arrange your towers in order from shortest to tallest.</p> <div style="text-align: right; font-size: 0.8em; color: white;">White Rose Maths</div> </div>	Key vocabulary		short	shorter	tall	taller	shortest	tallest	more	fewer
Key vocabulary												
short	shorter											
tall	taller											
shortest	tallest											
more	fewer											
<p><b>Tuesday</b> 9-2-21</p>	<p>Session 2 – Video Comparing Length <a href="https://whiterosemaths.com/homelearning/early-years/growing-6-7-8-week-3/">https://whiterosemaths.com/homelearning/early-years/growing-6-7-8-week-3/</a></p>	<p>Session 2 - Activity <a href="https://wrm-13b48.kxcdn.com/wp-content/uploads/2021/01/PDF-Growing-6-7-8-Session-2-Comparing-Length.pdf">https://wrm-13b48.kxcdn.com/wp-content/uploads/2021/01/PDF-Growing-6-7-8-Session-2-Comparing-Length.pdf</a></p> <div style="border: 2px solid #003366; padding: 10px;"> <div style="text-align: right; font-weight: bold; color: white; font-size: 1.2em;">#MathsEveryoneCan</div> <p style="text-align: center;">Use playdough to make snakes of different lengths. You can line them up or use household objects to compare the lengths.</p> <div style="display: flex; justify-content: space-around;">  <table border="1" style="border-collapse: collapse; text-align: center;"> <thead> <tr> <th colspan="2" style="background-color: #e6f2ff;">Key vocabulary</th> </tr> </thead> <tbody> <tr> <td>short</td> <td>shorter</td> </tr> <tr> <td>long</td> <td>longer</td> </tr> <tr> <td>shortest</td> <td>longest</td> </tr> <tr> <td>more</td> <td>fewer</td> </tr> </tbody> </table> </div> <p style="text-align: center;">What do you notice? Can you arrange your snakes in order from shortest to longest?</p> <div style="text-align: right; font-size: 0.8em; color: white;">White Rose Maths</div> </div>	Key vocabulary		short	shorter	long	longer	shortest	longest	more	fewer
Key vocabulary												
short	shorter											
long	longer											
shortest	longest											
more	fewer											

Session 3 – Video  
Days of the Week  
<https://whiterosemaths.com/homelearning/early-years/growing-6-7-8-week-3/>


Watch the story 'Jasper's Beanstalk' by Nick Butterworth and Mick Inkpen, read by Mrs Little.

Wednesday  
10-2-21

Session 3 - Activity  
<https://wrm-13b48.kxcdn.com/wp-content/uploads/2021/01/PDF-Growing-6-7-8-Session-3-Days-of-the-Week.pdf>

#MathsEveryoneCan

Read Jasper's Beanstalk.  
If you don't have a copy of the book, there are several versions available to watch online.



Now have a go at putting the days of the week in the correct order.  
Then, can you draw a picture of something you do on each day?

#MathsEveryoneCan

Monday	Thursday	Friday	Sunday
Saturday	Wednesday	Tuesday	

White Rose Maths


Thursday  
11-2-21

Session 4 – Video  
Measuring Height  
<https://whiterosemaths.com/homelearning/early-years/growing-6-7-8-week-3/>

Session 4 – Activity  
<https://wrm-13b48.kxcdn.com/wp-content/uploads/2021/01/PDF-Growing-6-7-8-Session-4-Measuring-Height.pdf>

#MathsEveryoneCan

Plant a seed. As it grows, use towers of cubes to measure the height of the plant at different stages. What do you notice?



What else can you find to measure?

Key vocabulary	
short	shorter
tall	taller
shortest	tallest
more	fewer

White Rose Maths

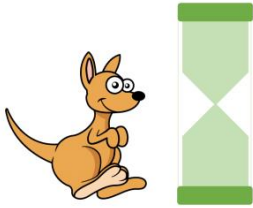
Friday  
12-2-21

Session 5 – Video  
Measuring Time  
<https://whiterosemaths.com/homelearning/early-years/growing-6-7-8-week-3/>

Session 5 – Activity  
<https://wrm-13b48.kxcdn.com/wp-content/uploads/2021/01/PDF-Growing-6-7-8-Session-5-Measuring-Time.pdf>

#MathsEveryoneCan

Ask a grown up to time you for one minute.  
You could see how many times you can write your name in one minute.  
Or how many cubes you can place in a tower in one minute.



What else could you do in one minute?

Which activities were quick to complete? Which activities took longer?

White Rose Maths

**Here are some Numberblocks episodes linked to 'Growing 6, 7, 8!':**

Series 2 – Episode 1 ['Six'](#)

Series 2 – Episode 2 ['Seven'](#)

Series 2 – Episode 3 ['Eight'](#)

Series 2 – Episode 8 ['Counting Sheep'](#) – Learn how to share the number 6 into equal parts

Series 2 – Episode 12 ['Fluffies'](#) – Have fun counting and learning how to make sevens

Series 3 – Episode 14 – ['Octoblock to the Rescue!'](#) – Discover ways to make eight

**Episodes linked to 'Alive in 5!':**

Series 3 – Episode 3 ['The Numberblocks Express'](#) – Learn number bonds up to 5

Series 3 – Episode 4 ['Fruit Salad'](#) – Find out how to split numbers into smaller numbers