

22nd February 2021

Welcome back Year One,

We hope that you are all safe and well and that you had a good rest last week. We also hope that you are now raring to go and ready to get back to your learning. We certainly are!

Here is the home learning for this week. We have tried to limit the number of resources that you are required to print – you are welcome to make your own resources. Feel free to use any paper you have at home to complete the Year One home learning. Remember that links for any websites mentioned have been put on the school website, as well as any resources you may need too. You will find these under 'Children' → 'Classes' → then select the Year One pencil. Don't forget to log on to Education City and Reading Buddy too please, if you can. Please remember to send us photographs of your work to your class e-mail below.

[class3@canvey-inf.essex.sch.uk](mailto:class3@canvey-inf.essex.sch.uk)

[class4@canvey-inf.essex.sch.uk](mailto:class4@canvey-inf.essex.sch.uk)

We really like to see how you are getting on. One of us will try to look at these daily.

Mrs Price, Mrs Milne and Mrs Bowery

## Mathematics

### Monday 22nd February

This week we would like to use White Rose Maths online again. The topic is place value. We have copied the direct link for spring Term Week 5 below. **Please only do week 5 as we may continue to use this in future weeks.**

<https://whiterosemaths.com/homelearning/year-1/spring-week-5-number-place-value-within-50/>

Please select a video for each day in the order that they appear online and follow the activities and prompts provided. There are no worksheets available and you are not expected to buy the workbook, just pause the video and do the activities suggested on your own paper as before.

## English

### Monday 22nd February

#### Spellings

Use look, say, cover, write, check to learn your spellings. See resource on website (week 7 spellings) and practise writing them correctly either on the resource sheet or on your own paper.

#### **your, could, time, it's, down**

Now say a sentence containing each spelling word. Write the sentence (use the back of the sheet or your own paper) and remember to use capital letters, finger spaces and full stops correctly. You should have 5 sentences in total. Read your sentence aloud to an adult. Have you used any adjectives in your sentences? E.g. **Could** I please join in with your game today?

Adults, if you wish to test your children at the end of the week, please say the words in a different order to check your child hasn't just learned the list. Also say the word in a sentence.

### Tuesday 23rd February

Can you remember what a noun is? Yes – an object/thing. For example, a book, a chair, a pencil.

These are called common nouns and we have spoken about these before. We have also discussed proper nouns. Can you remember what these are? They are the names of people and places and must start with a capital letter. For example: Canvey Island, Mrs Price, Australia.

Today we will be thinking about these special naming words (or proper nouns) and will start by thinking about the days of the week. How many days are there in one whole week?

22nd February 2021

What day does our school week start with? Yes Monday. What comes after Monday? Go through each day of the week.

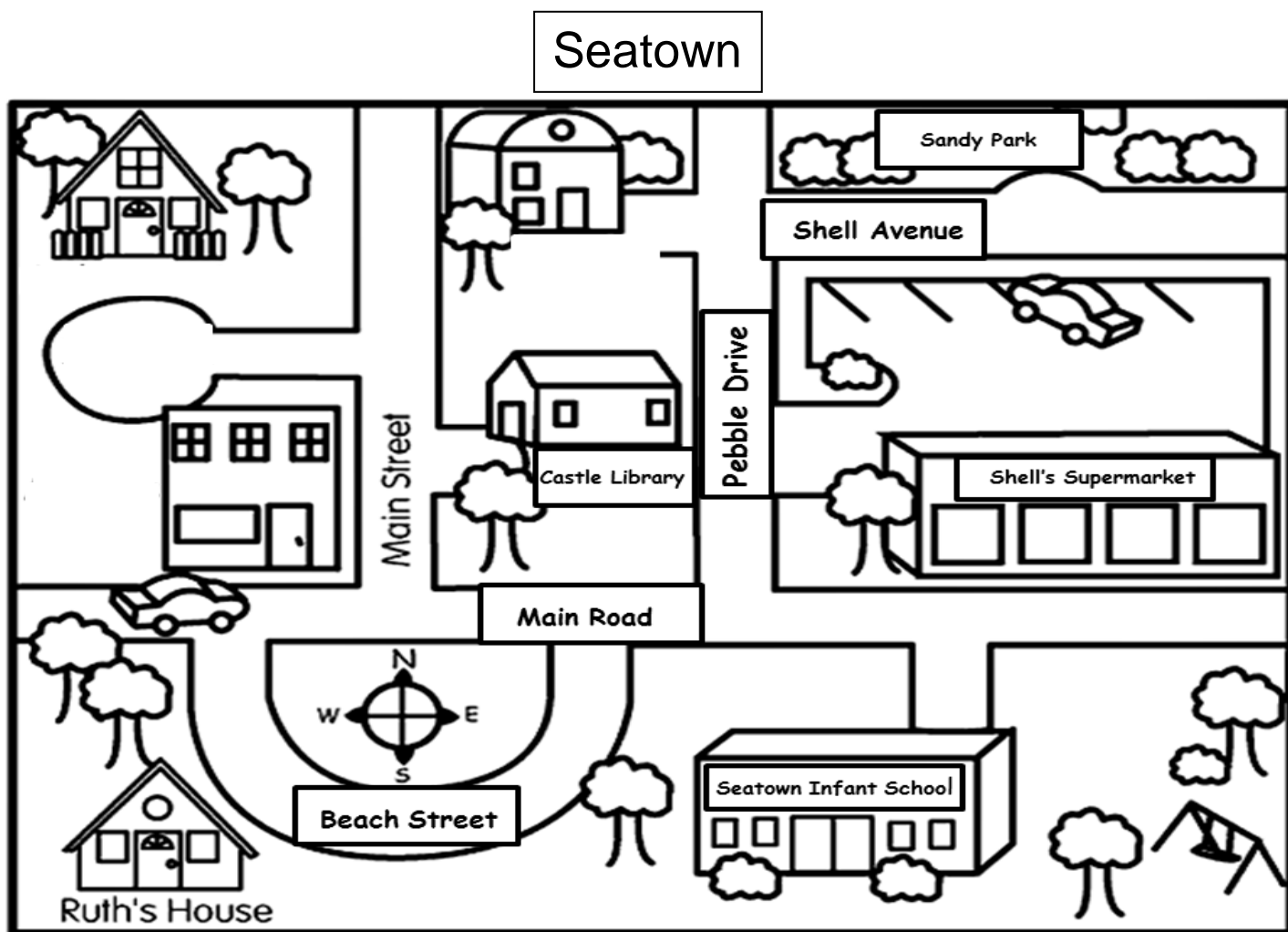
Complete 'Days of the week balloons' activity sheet first, making sure that you are using capital letters for the names of the days. Next complete 'Days of the week ordering/sentences' sheet.

Remind children that when 'Days of the week ordering/sentences' sheet, that there may be days of the week that start with the same letter. In order to ensure that they are put into alphabetical order correctly, the children will need to look at the letter that comes next. E.g Tuesday and Thursday – Children would need to look at 'u' and 'h' and decide which one comes first in the alphabet.

Wednesday 24<sup>th</sup> February.

Yesterday we were learning about proper nouns. What should all proper nouns start with? A capital letter! Take a look at this map and write down the answers to the questions in complete sentences. For example: Question - What is the name of the supermarket?

Answer – The name of the supermarket is Shell's Supermarket. **Remember to use capital letters where appropriate.**



What is the name of the town?

What is the name of the school?

What is the name of the library?

Which street does Ruth live in?

Think of a name for the pond.

Make a list of all of the street names on the map.

22nd February 2021

### Thursday 25<sup>th</sup> February

Using the activity sheet called 'Proper Nouns Activity Thursday', tick all of the pictures that should have a capital letter because they are a proper noun. When you have found all six, write your own sentences using these proper nouns. You should six sentences in total.

For example: Earth, our home planet, is the third planet from the Sun and the fifth largest planet in the Solar System.

### Friday 26<sup>th</sup> February

Today we are going to be practising our reading and developing our comprehension skills. Read 'Taking Care of a Bird' with an adult and answer the questions using the text to help you.

## Foundation Subjects (Afternoons)

### Monday 22nd February

History – Brilliant Brunel


This term we are starting a new topic. Take a look at this picture (adults, don't tell the children who this man is or what he is famous for yet)

What can you see? What do you notice about the picture? Talk to an adult about the image. Who do you think this could be? Do you think this person is alive now or do you think they lived a long time ago?

We want to find out about this person and we are going to think of some questions that we would like to know the answers to. What could we ask?

Remind the children that we learnt how to write questions a few weeks ago. When we write a questions, we use a question mark (?) instead of a full stop.

Write down some questions that you would like to find out the answer to, relating to this picture. Once the children have written their questions, tell them that this man is called Isambard Kingdom Brunel. Explain that he is famous, however he is no longer alive. Tell them that over the next few weeks, we will be learning more about this man and what he is famous for and will hopefully be able to answer some of their questions.



### Tuesday 23rd February

#### Science – Everyday materials

We have been learning about materials and their properties. Today we are going to investigate which materials float and which materials sink. Ask an adult to help you fill a large plastic bowl or bucket or tray with some water. Then collect a variety of objects from around your home, such as: a coin, a rubber band, a stone, a stick, a pencil, a key, a plastic brick e.g. lego, cotton wool ball, paper. Try to choose objects made from a variety of materials, such as plastic, wood, paper, metal.

Complete the sheet, '**Float or Sink**' or make one of your own on some paper. Make sure you predict (make a sensible guess) about whether the object will float or sink, BEFORE you carry out the investigation.

### Wednesday 24<sup>th</sup> February

Physical Education – **Ask an adult** to access YouTube and search for Cosmic Yoga if you like this. You can choose any Yoga video. You can even do more than one! Or you could try PE with Joe Wicks on his YouTube channel. Monday/Wednesday/Friday 9am. You might like to try this activity from our PE teachers at The Deanes School.

You might like to try this video made especially for children at CIIS by our PE teachers at The Deanes School.

<https://www.youtube.com/watch?v=SYyIYPuoMg&feature=youtu.be>



22nd February 2021

Thursday 25<sup>th</sup> February

Design and Technology – In our English lessons before half term we were reading the story of the Three Billy Goats Gruff. We also read 'The Troll' written by Julia Donaldson. In both books, the goats or other animals, wanted to cross the Troll's bridge.

Why did the three goats want to cross the bridge? Why was the bridge so important? If it didn't exist, how else would the goats have managed to get across to the other side?

Take a look at these images. Talk about what the bridges are made from. What do we know about the materials you can see? (Think back to your science work!) Which bridge do you like the best and why? Now design a brand new bridge for the Billy Goats to cross. Think about what would make a good bridge. Draw it and colour it in. Finally, label your design with names of materials used and give your bridge a name.



22nd February 2021

Friday 26<sup>th</sup> February

RE- Over the next few weeks we are starting to think about symbols- symbols of things that are special to us, symbols in the environment and symbols from the main world religions. Today we would like you to think about some things that are special to you. Where do you keep them? Who gave them to you? Why are they special to you?

Have a look at the video: <https://video.link/w/xYsQb>

Here you will see a range of symbols from our lives, from the environment and from the main World Religions. It will explain the meaning of some important religious symbols. Have a go at the sheet from the website- **Signs and symbols** to see if you can correctly match the words to the symbols and have a go at drawing your own special items at the bottom of the sheet. Please note: The video has no sound. Feel free to read through the powerpoint together, pausing where necessary.

Keep an eye out for symbols around you this week.